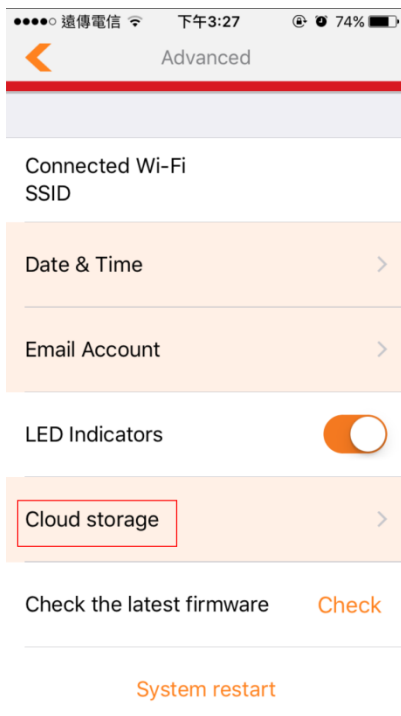


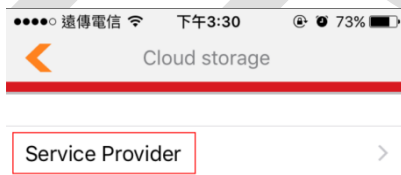
How Can I Setup My IC-5150W to Store Recordings to A Dropbox Account via EdiLife APP?

Installation Steps

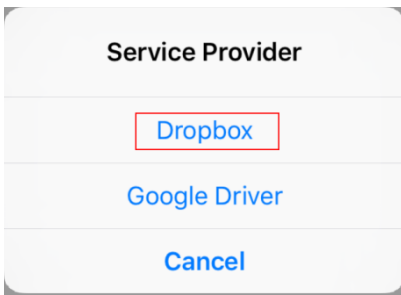
1. You need to enter your Dropbox account login credentials into the EdiLife app after the camera is setup and working properly. Go to **Settings** >> **Advanced** >> **Cloud Storage**.



2. Click **Service Provider**.



3. Select Dropbox, and then enter user name and password for dropbox.



4. Tap the Enable switch to login to your account.

